



# Symbols for Home

These symbols can be used flexibly to:

- make schedules to explain what is happening now and next
- explain daily routines
- provide choices
- support children to communicate their wishes

Produced by Sheffield Children's NHS Foundation Trust Speech and Language Therapy with Widgit Symbols © Widgit Software 2002-2020 [www.widgit.com](http://www.widgit.com)

## **Schedules**

It can be hard for children to be out of their usual routine. Using pictures helps them understand what is happening now and prepare for what is happening next. Schedules can be changed to suit each child. An overview of what is happening that week and that day can be helpful. A simpler 'first...then..' schedule is helpful for engaging children with activities and moving between activities or places.

### **How to make it:**

- 1) Print out the pages
- 2) Cut out the pictures
- 3) Use blue tack to stick the pictures onto the schedules as needed

### **How to use it:**

#### **Daily/weekly timetable -**

- 1) Plan what you are going to do that day and stick the symbols onto the schedule
- 2) Talk your child through what is happening that day
- 3) When you have finished doing something, say, it is finished and remove the symbol.
- 4) Point to the symbol for what is happening next and name it. For example, "iPad is finished, now it's lunchtime'.

#### **'First..then...' schedule -**

- 1) Stick the pictures to the schedule
- 2) Tell your child what is happening using simple language, e.g. "First breakfast, then iPad"
- 3) Once you have finished the activity, say it is finished, e.g. "Breakfast is finished" and remove the symbol
- 4) Move the second symbol into the 'first' box and add another symbol to the 'next' box, e.g. "First iPad, then outside"

If you do not have the right symbols, draw a picture to help explain.

## **Choose Board**

It can be hard for children to be out of their usual routine.

Using pictures gives them ideas for what to do.


It can help give the days some structure and help your child know what to expect and what the choices are.

### **How to make it:**


- 1) Print out the pages
- 2) Cut out the pictures
- 3) Use blue tack to stick the pictures onto the blank page
- 4) If you can't print it, look at the pictures together on the computer

### **How to use it:**


- 1) Decide what the choices are for that day
- 2) Stick the pictures for those choices onto the blank page
- 3) Talk through the choices with your child and decide together what you want to do
- 4) Have fun!



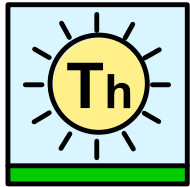
Monday




Tuesday




Wednesday




Thursday



Friday



Saturday



Sunday



sleep



sleep



sleep



sleep



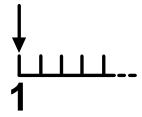
sleep



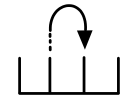
sleep



sleep



First




then



morning

--	--	--	--	--



afternoon

--	--	--	--	--




evening

--	--	--	--	--




night

--	--	--	--	--



dressed




undressed




pyjamas




change




pants



vest




t-shirt




jumper



cardigan



coat




trousers




tights



skirt



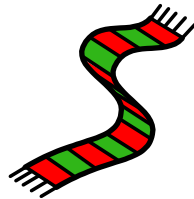
dress



hat



hijab



scarf



gloves



sunglasses



shorts





socks



shoes



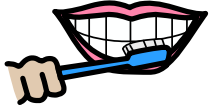
sandals



wellies



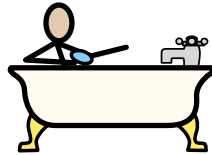
slippers



brush teeth




wash



bath




shower



brush hair



deodorant



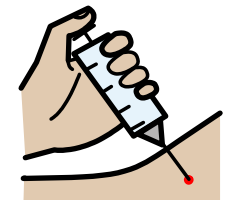
pad



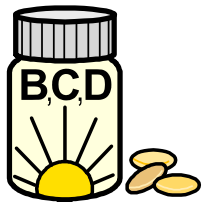
cream




spray



injection



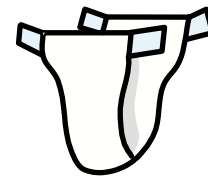
vitamins



haircut



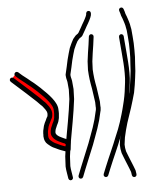
toilet



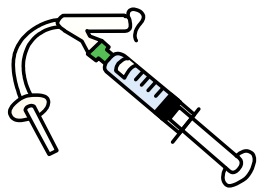
nappy



medicine



feeding tube



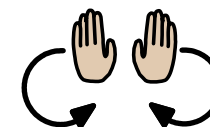
flush tube



hearing aid



glasses




massage




wash hands




dry hands




mum




dad




sister




brother




auntie



cousin



grandma



granddad




home




work




shop




school



park



set table



clear table



dishwasher



wash up



clean



tidy



hoover




mop




washing




cook




breakfast




snack




drink




lunch




snack



tea




picnic



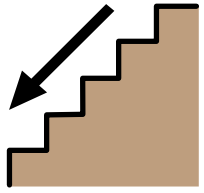
outside




inside




upstairs



downstairs



garden



bike



walk




scooter



skip



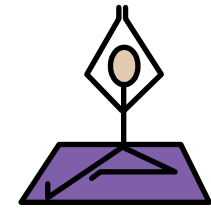
football



dance



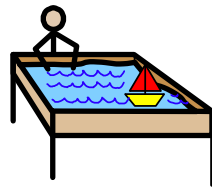
climb




yoga




run




water




sand




story



jigsaw



playdough




draw



colour



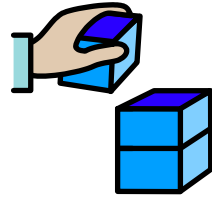
paint



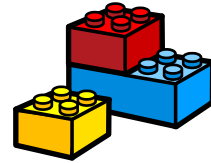
craft



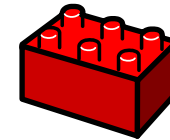
stickers



build



LEGO




Duplo



doll




teddy



ball




car




train



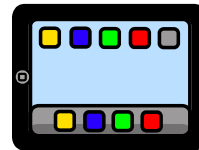
dress up




den




paper aeroplane




iPad



tablet



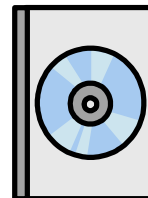
film



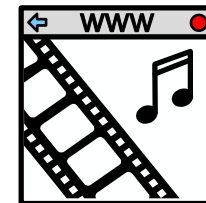
TV



computer




DVD



YouTube



music




music



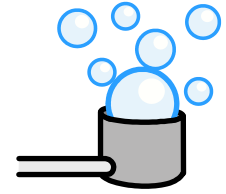
music



sing



hide and seek



bubbles



game




slime




tennis




sport



cards




marbles



chase



read



write

**123**

numbers




science



geography

**abc**

letters



history

