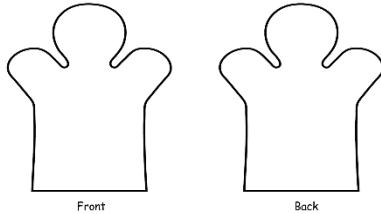


Year 2 DT - Punch and Judy Puppets

Key Vocabulary

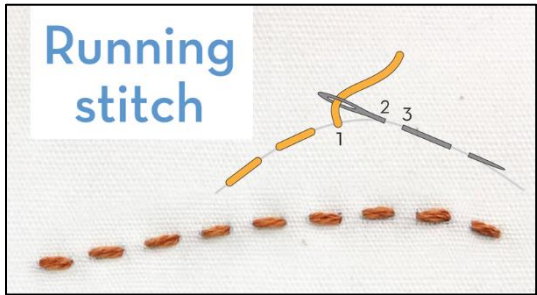

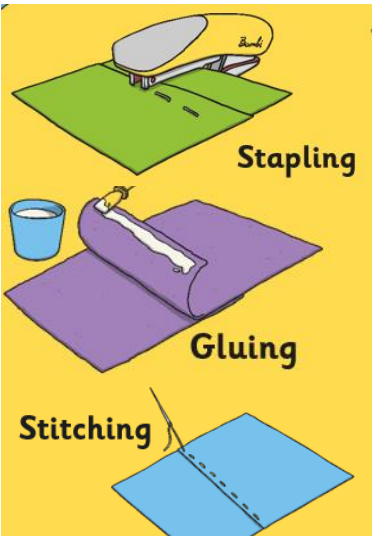
Puppet	A figure or model that is moved by a person
Template	A shape or pattern that is cut out of hard material and used to make the same shape in other pieces of material
Fabric	Cloth or material made by weaving or knitting fibres
Textiles	A type of cloth or woven fabric
Seam	A line where two pieces of fabric are sewn together
Running Stitch	Sewing in an over and under pattern



Key Learning

- Explore and evaluate a range of existing products, considering audience and purpose.
- Experiment with different joining techniques such as sewing, stapling and gluing.
- Use a design criteria to create a final design idea. Discuss ideas together and give reasons for choices.
- How to make accurate templates and pattern pieces.
- Learn about finishing techniques and making product attractive to audience.
- Make and evaluate a puppet that fits the design brief and that could be used in a seaside puppet show,

Are you a Milecastle Megamind?



Which methods can be used to create an accurate template piece?

Why is it important to leave a seam allowance when sewing?

Can you explain to someone how to do a running stitch?